



YOUR WEDDING DAY

With Dover Media Group


Telling Your Story

“The memories they’ve given us, and our family are indescribably precious. Just effortlessly perfect!”

- Oliver Bowers

CONTENTS

Page 3	Introduction
Page 4	Our Process
Page 6	Prep
Page 8	The Ceremony
Page 10	Confetti
Page 12	Group Shots
Page 14	Couple’s portraits
Page 16	Details
Page 17	Wedding Breakfast & Speeches
Page 18	Cake Cut & First Dance
Page 19	The Evening Reception
Page 21	Other Tips
Page 22	Recommended Supplier





INTRODUCTION

Meet Simon and Jodie, your go-to photography dream team. We're a couple of mushy romantics who live for the magic of wedding days.

Whether you're all about laid-back vibes and candid snaps or leaning towards a celebration with smoke bombs and sparklers, we're all in. Our mission? To tell the story of your day through high quality photography, which isn't simply giving you photos, but a narrative of one of the best days of your life for you to treasure for years to come.


This brochure isn't your typical snoozefest – it's a goldmine of tips and tricks to not just nail your photos but to rock your entire wedding day. We've seen it all – what works like a charm and what, well, doesn't. And guess what? We're spilling all the secrets just for you.

So, let's ditch the formality and dive into this adventure together. Simon and Jodie – your partners in crime for an epic, unforgettable wedding day!

OUR APPROACH

We take the time to understand each couple, individually tailoring every approach to suit your preferences. Generally hovering between traditional and documentary styles, we'll nail those essential group shots while smoothly maneuvering around to catch the moments you didn't even know happened. Whether it's giving direction or seizing candid opportunities, we've got you covered. Your wedding is your story, and we're here to make sure it's told your way.

Take a peek at the next page for a sample wedding day itinerary – it's not a one-size-fits-all, but it's a handy reference to gauge timings and what we'll be doing and when. Delve into the details to see what resonates with you and how much time various activities typically take. This sneak peek will help you envision your perfect day, allowing you to decide when to schedule each moment and ensuring you allocate just the right amount of time. Your wedding, your timeline – let's make it absolutely yours.



TIMELINE

Having attended so many weddings we're in a great position to help give you insider knowledge and tips. No wedding day should be alike, but this example is roughly typical of a timeline, of where each of us are when, and events for you to be aware of that can unexpectedly alter your plans. Our tips and ideas helps to ensure a smooth-running day while maximizing photography opportunities.



S I M O N
With Partner 1

J O D I E
With Partner 2



Like the Bermuda triangle, time inexplicably disappears here, if you plan to be ready 30 minutes early for these photos, that time will be subject to what we affectionately refer to as 'pre-wedding faff'. Someone needs the loo, can't find their handbag etc and the crew photos are often the first thing to get dropped when you run out of time. If these shots are important to you, allow that extra time to make sure you get them.

Hair & Makeup arrive and set up (if applicable)
Arrives at prep
Flat lays & general 'getting ready' shots
Getting into wedding dress
First look
Photos with your morning crew


Wedding party go for breakfast
Arrives at prep
Flat lays & general 'getting ready' shots
Photos with your morning crew
Ceremony Guest arrivals

Larger guest lists, some people you haven't seen in a long time or come a long way, will **all** want to stop you and talk to you. Imagine you have a 3-minute conversation with even a fraction of them.... and how long that takes. Either; consider your morning crew photos at a separate location to your ceremony (because even when told not to, guests still arrive early) or factor in, that to a degree, this will be inevitable and plan to arrive earlier.

Get that everyone shot before the welcome drinks, you will be surprised how quickly you lose guests to the bar, the loo etc. Everyone will be in the right place at the same time following the confetti.

13:30
14:00 Ceremony
Confetti
Everyone Shot
15:00 Welcome Drinks
Group Shots & Couples Portraits
17:00 Couple announced into wedding breakfast
Wedding Breakfast, Speeches
19:00 2ND Couples Portraits
19:30 Announced back in to evening guests
Cake Cut & First Dance
Informal group shots & party photos
Ring Shots

A great idea one of our couples had was to have their guests called into be seated while you two have your couples' portraits, ensuring you the peace and quiet of enjoying one another while knowing your guests can relax and get comfortable, ready for you to be announced into your wedding breakfast.



P R E P

In addition to capturing the getting ready process, including events like hair and makeup, donning the dress, and demystifying the intricacies of buttonhole arrangements, there's a myriad of other precious details we can document during the morning preparation, provided we're granted a sufficient amount of time.

The morning often begins with a relaxed atmosphere, creating the illusion of abundant time. However, as the morning unfolds, things can swiftly pick up pace. It's crucial to note that if you allocate, for instance, 45 minutes to be ready early, approximately 30 minutes of that may succumb to that "pre-wedding faff" we referred to earlier. For insights on optimizing your time for these shots, please refer to the following page.

P R E P

Flat Lays



All the cute details of you on your wedding day, jewellery, watches, perfume, wedding stationary... shoes! Even a spare bit of ribbon if you have used any in stationary or venue décor.

You don't need to allocate time for this, there's usually plenty of time during prep, but having those bits ready and together will mean we don't have to get you rummaging through all of your bags to find them when you should be chilling and being pampered.

First Look



So, a "first look" is this awesome pre-ceremony moment where you, your mum/dad, or the whole squad get to see each other all dressed up and ready for the big day. It's kind of a behind-the-scenes sneak peek that's super emotional and genuine.

Setting up a "first look" doesn't eat up a ton of time, but you need to plan for it. When you add up all these cool little moments, it can stretch out your schedule. So, if capturing these raw, emotional vibes is important to you (which, let's be real, it usually is!), make sure you've factored in enough time for it. No one wants to be rushing through a moment that's meant to be special, right?

Bridal Party/Groomsmen Photos



It's a time filled with excitement and camaraderie, setting the perfect vibe before you make your way down the aisle. We can really have some fun with these shots – whether you prefer candid, posed, or a mix of both.

If, however, you're feeling the pre-party excitement and want to fast-track to the celebration, no sweat! We'll seamlessly weave these shots onto the end of the group photos post-ceremony. Let's preserve the energy and style of your crew, allow around 20 minutes for this, and we'll make sure it's time well spent.



THE CEREMONY



When it comes to capturing your ceremony, we've got the art of storytelling down to a tee. We already know the best positions to ensure we document every heartfelt moment in the least obtrusive way possible. However, here are a few things to consider for those perfect shots:

UNPLUGGED CEREMONY

The unplugged ceremony trend is gaining popularity for a reason. It means your guests are fully present, watching with their eyes, not through screens. This ensures your photos are filled with genuine emotions, not a sea of phone screens. Trust us; it makes a significant difference.

TAKE IT SLOW DOWN THE AISLE

As you walk down the aisle, resist the urge to rush at 100 miles an hour. Take your time, savor the moment, and advise your bridesmaids to maintain a steady pace with enough space between them. This ensures that each member of the wedding party gets their spotlight, allowing us to capture the beauty of each individual as they enter, creating a stunning visual story of your special day.

THE SIGNING OF THE REGISTER

If it's a legal ceremony, the signing of the register is a moment we're technically not allowed to photograph as it's a legal document... **whispers** *although we do try to sneak one in.*

Sometimes, a staged moment post-signing, like a commemorative certificate or a pen with no ink, ensures we capture the essence of the occasion. We've got all the bases covered, allowing you to focus on saying "I do" while we create lasting memories.

WALKING BACK DOWN THE AISLE

And let's not forget that magical moment when you both walk back down the aisle together as newlyweds. It's a picture-perfect opportunity to pause, share a sweet kiss, and bask in the joy of the moment. Trust us, these candid shots capture the genuine happiness and love that radiates from you as a newly married couple. Feeling a bit adventurous? Why not go for the dip kiss – it's a daring yet utterly gorgeous shot that adds a touch of flair to your wedding album. So, when the aisle walk turns into a swoon-worthy stroll, take that extra moment to savor the magic and let us capture it for you.

CONFETTI



Confetti Chronicles:

The Tale of Celebratory Showers, the Sneaky Saboteurs, and the Bubbly Bliss

To make sure you get the most out of your confetti shots, we've put together a handy guide with a couple of awesome options. You can have your confetti prepped on the seats, ready for your guests to shower you as you walk down the aisle. Or, for a more personalized touch, take a step to the side after you have walked down the aisle, allowing you to greet each guest passing by. By the time you reach the last person, we'll have set up a fantastic confetti tunnel, ensuring that more of your nearest and dearest are captured in these lively shots. It's a great way to make sure your confetti moment is not just a sprinkle, but a highlight filled with laughter and joy without people cramming as close to the aisle as they can get from their seats.



The Good

Choosing larger, lighter-colored petals isn't just about aesthetics – it's a comfort game-changer too. The bigger size ensures clear photos that capture the celebratory vibe effortlessly, while lighter shades stand out beautifully. When the festivities wrap up, the larger confetti is easy to brush off, leaving you with nothing but sweet memories and no post-celebration fuss, right before the portraits.



The Bad

Opting for very small, darker-colored petals might seem elegant, but it comes with some drawbacks. These petite petals, while charming in person, can be challenging to capture in photos, often resulting in less exciting images. On a more practical note, the small size can feel like having sawdust thrown, making it uncomfortable and difficult to rid from your hair and clothing throughout the day. Picture-perfect moments turn into closed-eye or floor-focused shots, missing the opportunity to capture the joy and connection of your confetti celebration.



The Bubbly

Join the latest trend in wedding celebrations by opting for bubbles instead of confetti for your grand exit. While those cute little bubble tubes may add some fun, they often lack the visual impact you desire in your photographs and can be a bit underwhelming as you make your exit. Our advice? Keep the bubble tubes for everyone to enjoy, but for best results, consider adding a touch of magic with bubble machines. Affordable and effective, these machines are what you need to get the crowd going and the adults fighting for a go!



THE FORMAL GROUP SHOTS

THE GROUP SHOTS

THE LIST

We always request a list of your preferred group shots. While we can capture some standard shots, understanding who holds significance in your life is crucial for those truly meaningful photographs. In our final meeting before the big day, we'll ask for this list to make sure that you get photos that are truly important to you. Additionally, consider having your welcome drinks nearby where the photos are taken, keeping your guests in one place and informed about when the photos will occur. This thoughtful planning ensures everyone is present and engaged, resulting in a collection of authentic and memorable images.

FUN OR FORMAL?

Whether you lean towards the classic and formal, with everyone impeccably posed and smiling at the camera, or if you prefer injecting a sense of fun and spontaneity into your wedding party shots, we are here to accommodate your vision. Your preferences matter and knowing them in advance allows us to tailor our approach to ensure your personalities shine through.


INSIDE OR OUT?

No matter the season, the possibility of rain is always a consideration for your wedding day. While it's natural to hope for clear skies, being open to the idea that rain could occur is key. It doesn't have to dampen your spirits, but flexibility is crucial. If the prospect of indoor shots doesn't quite align with your vision, consider incorporating arches or decor that can add vibrancy to blank walls, just in case. Embracing the unpredictability ensures you're well-prepared and able to enjoy your day, rain or shine.





THE COUPLES PORTRAITS





TWICE THE CHARM: RELAXED PORTRAIT SESSIONS

We plan for two portrait sessions to ensure we've got everything covered. The first one happens right after the group shots – we call these our insurance shots. They act as a safety net in case anything unexpected comes up later on, like speeches running long or a little red wine mishap. The second session is our favorite, usually after the speeches and perfectly timed for summer sunsets or twilight twinkles (timings and seasons dependent). Just block out about half an hour for each session, and we'll make sure you have stunning portraits, no matter what unfolds.

Our portrait sessions are incredibly laid-back, especially the first one. It's a unique moment post all the excitement – the getting ready, the ceremony, and the greetings – where you two get to be alone and catch up. You'll be pleasantly surprised at how effortlessly you can forget our presence. It's all about capturing the genuine connection and joy between you, making these sessions feel like a natural extension of your special day.

THE DETAILS (& FOOD!)

Your dedication to creating a beautiful atmosphere with carefully chosen table dressings and venue decor, not to mention the delectable food, deserves to be immortalized. No need for advice here – just a reassurance to all you food-obsessed Instagrammers: we've got your culinary masterpieces and stunning venue shots covered! Whether its personalized items, table decorations or anything else, we aim to shoot it all!




THE WEDDING BREAKFAST & SPEECHES

This is generally when we'll have our break too (nobody wants photos of themselves eating!) So, once we've got the all-important shots of that food, and some candid shots to document the occasion, we'll find a quiet corner and have some lunch too.

Speeches

When it comes to speeches, think quality over quantity. Keep them short, sweet, and meaningful – it's the key to capturing genuine reactions. A handful of impactful shots beats a bunch of similar ones. And here's the kicker: concise speeches mean more time for those stunning second portraits, especially if the sunset is playing its magic. So, let the speeches shine in their brevity, leaving room for more unforgettable activities.





CAKE CUT & FIRST DANCE

Cake Cut

While venues often tuck the cake away in a corner, we're more than happy to collaborate in finding the ideal location that enhances both visibility and ambiance. If you're open to it, we can suggest a few alternate spots for a stunning cake-cutting scene. This way, your guests get a great view, and we capture the moment in all its delicious glory.

First Dance

The first dance, and the increasingly popular come back of the father-daughter dance, set the stage for an unforgettable celebration, but we understand that for many couples, it can be the most uncomfortable part of the day. All eyes are on you as you sway like you're rearranging furniture. Here's the secret: you don't need to be a dancer to elevate the moment. A few twirls or, for the true romantics, a dip kiss can add flair and give you something delightful to focus on – diverting attention from the watchful eyes of your guests. Not only does it make the dance more enjoyable, but it also ensures those dance floor photos are nothing short of fantastic!



THE EVENING RECEPTION

THE EVENING RECEPTION

THE DJ


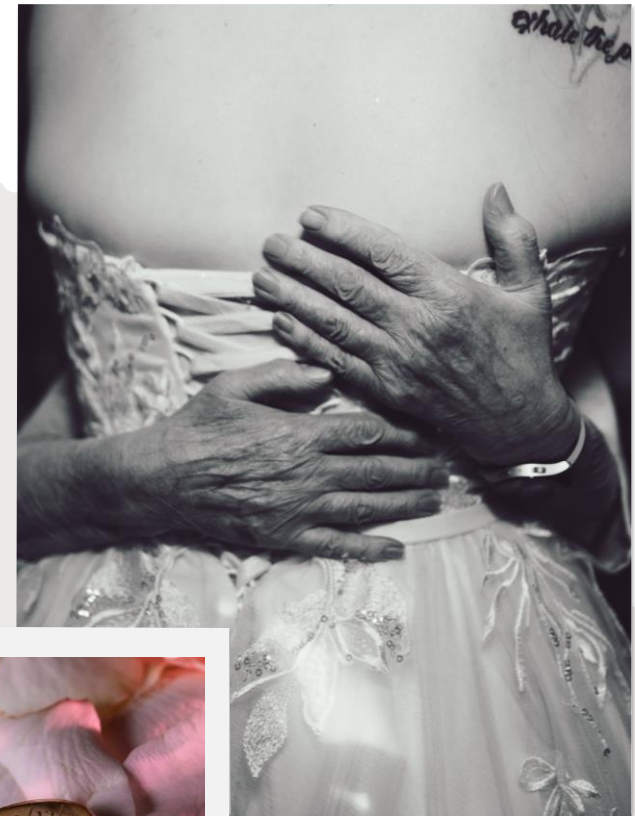
A stellar DJ isn't just about keeping the dance floor alive; they are a key player in creating stunning reception photos. A good DJ not only ensures a lively atmosphere and keeps everyone entertained but also contributes significantly to the visual appeal of your photographs through their skillful use of lighting. The right lighting sets the mood and enhances the overall ambiance, creating the perfect backdrop for capturing awesome dancefloor photos.

THE RING SHOTS

Differing from the norm, we choose to capture your ring shots in the evening at the reception. This shift provides us with an opportune moment to dedicate time and attention to creating personalized and unique ring shots. We'll seek out a quiet corner, utilizing the available details from your day to craft images that beautifully encapsulate the essence of your day, completely unique to you.

WRAPPING UP

Capturing your ring shots in the evening usually signals that we're approaching the end of our coverage. While we don't have strict start and finish times (we like to go with the flow), our aim is to tell the story of your day authentically. As we focus on the rings, the other photographer takes the opportunity for a final round of informal and fun group shots. This ensures we capture as many joyful and spontaneous emotions as possible before wrapping up our coverage.



OTHER TIPS

Don't stress about the dress

So, your dress, high on the list of things you love about your wedding and probably up in there in the larger investments, however... don't stress about the dress! Sorry to say, but it will get dirty, even if you're inside all day, it will pick up stuff that's on the floor, generic fluff and whatnot. You will still look stunning so just don't stress about it.

Another reason we mention this is that, for the most part, awesome wedding photos come from places that contrast with the dress. It's bound to get a little dirty so just go with it, we won't ask you to jump into puddles... unless you want to? We're fairly good at holding dresses while walking over fields etc now too!

Feed us?

Ok, so this is a rather contested item in the industry, and also for the couple. Should they or shouldn't they feed the photographers and vendors that are there all day?

Our personal view is, if anything we generally advise not to worry, and we'll pack a lunch (mainly due to timing restrictions during the wedding breakfast).

However, if there's spare snacks going in the evening they would be gratefully received (Jodie is particularly fond of wedding cake!)

Have fun!

At the end of the day, you're having a wedding day, not a photoshoot! A good photographer will be able to get amazing images with a short window of time but only if you all take part of it and enjoy the day you created.

We're here to help and document your day. We want photos that last generations with natural photos of the events of your day. Whether it's nan shedding a small tear, or the belly laughs with your most loved, we want to capture these memories where you forget about us, the photographers.

ADDITIONAL SERVICES

In addition to our photography services, we offer a range of extras that can add an extra layer of magic to your celebration. From a unique photo booth that keeps the laughter flowing to smoke bombs – we've got something for every couple. Just give us a shout if you want to sprinkle some extra awesomeness onto your wedding package. Let's chat about making your day not just memorable, but downright epic!

Photo Booth Kiosk

Designed by Photographers to produce the best quality photos from a photobooth on the market. Including all the fun and silly props and print on demand.

£200 when booked in conjunction with your wedding photography.

Thank You Cards

Enjoy that post wedding bliss with nothing left to do knowing we have your thank you cards in hand. Custom made with your 'sneak peak' photo. Ready to send out to your guests by the time you return from your honeymoon.

£1.50 per card, minimum order 50 cards.

Smoke Bombs

Have the fun without the risk. Cheap, unbranded smoke bombs can be dangerous and messy. We use only the best in the industry and will have them ready for your wedding day for you.



POA


Print


We like to give our customers options and don't like holding onto those pesky print rights, so you and your guests can download and print your photos wherever you like, but for ease and convenience you can also order prints directly from your online gallery following the wedding.



CONTACT US

 www.dovermediagroup.co.uk
 contact@dovermediagroup.co.uk

 07513994713

 DMG Studios, 6 London Road,
Dover, CT17 0ST

